


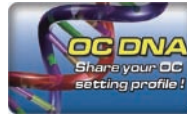

P55DE3

Intel® P55 Chipset

ASRock
www.asrock.com



Featuring the Intel® P55 Express Chipset



Product Brief <<<

- Supports Dual Channel DDR3 2400+ (OC)
- Supports ATI™ CrossFireX™ and Quad CrossFireX™
- 1 x PCI Express 2.0 x16 slot (at x16 mode), 1 x PCI Express 2.0 x16 slot (at x4 mode, 2.5GT/s)
- 2 x Powered eSATAII/USB Connectors
- EuP Ready, Combo Cooler Option (C.C.O.), PCIE x1 Gigabit LAN, Multi-Speed Fan Control
- Supports ASRock Instant Boot, Instant Flash, Good Night LED, Smart BIOS, ASRock OC Tuner, OC DNA, Intelligent Energy Saver

Detail Specification <<<

Platform	- ATX Form Factor: 12.0-in x 8.3-in, 30.5 cm x 21.1 cm
CPU	- Supports the Intel® Core™ i7 and Intel® Core™ i5 Processors in the LGA1156 Package - 4 + 1 Power Phase Design - Supports Intel® Turbo Boost Technology - Supports Hyper-Threading Technology - Supports Untied Overclocking Technology - Supports EM64T CPU
Chipset	- Intel® P55
Memory	- Dual Channel DDR3 memory technology - 4 x DDR3 DIMM slots - Supports DDR3 2400+(OC)/2133(OC)/1866(OC)/1600/1333/1066 non-ECC, un-buffered memory - Max. capacity of system memory: 16GB - Supports Intel® Extreme Memory Profile (XMP)
Expansion Slot	- 1 x PCI Express 2.0 x16 slot (at x16 mode) - 1 x PCI Express 2.0 x16 slot (at x4 mode, 2.5GT/s) - 2 x PCI Express 2.0 x1 slots (2.5GT/s) - 2 x PCI slots - Supports ATI™ CrossFireX™ and Quad CrossFireX™
Audio	- 7.1 CH Windows® Vista™ Premium Level HD Audio (ALC888 Audio Codec)
LAN	- PCIE x1 Gigabit LAN 10/100/1000 Mb/s - Realtek RTL8111DL - Supports Wake-On-LAN
Rear Panel I/O	I/O Panel - 1 x PS/2 Mouse Port - 1 x PS/2 Keyboard Port - 1 x Coaxial SPDIF Out Port - 1 x Optical SPDIF Out Port - 6 x Ready-to-Use USB 2.0 Ports - 2 x Powered eSATAII/USB Connectors - 1 x RJ-45 LAN Ports with LED (ACT/LINK LED and SPEED LED) - HD Audio Jack: Side Speaker / Rear Speaker / Central / Bass / Line in / Front Speaker / Microphone
Connector	- 4 x SATAII 3.0 Gb/s connectors, support RAID (RAID 0, RAID 1, RAID 10, RAID 5 and Intel® Matrix Storage), NCQ, AHCI and Hot Plug functions - 1 x Floppy connector - 1 x IR header - 1 x COM port header - 1 x HDMI_SPDIF header - CPU/Chassis/Power FAN connector - 24 pin ATX power connector - 8 pin 12V power connector - CD in header - Front panel audio connector - 3 x USB 2.0 headers (support 6 USB 2.0 ports)
BIOS Feature	- 16Mb AMI Legal BIOS - Supports "Plug and Play" - ACPI 1.1 Compliance Wake Up Events - Supports jumperfree - SMBIOS 2.3.1 Support - CPU, VCCM, PCH, VTT Voltage Multi-adjustment - Supports I. O. T. (Intelligent Overclocking Technology) - Supports Smart BIOS
Support CD	- Drivers, Utilities, AntiVirus Software (Trial Version)
Unique Feature	- ASRock OC Tuner - Intelligent Energy Saver - Instant Boot - ASRock Instant Flash - ASRock OC DNA - Hybrid Booster: - CPU Frequency Stepless Control - ASRock U-COP - Boot Failure Guard (B.F.G.) - Combo Cooler Option (C.C.O.) - Good Night LED
Hardware Monitor	- CPU Temperature Sensing - Chassis Temperature Sensing - CPU/Chassis/Power Fan Tachometer - CPU Quiet Fan - CPU/Chassis Fan Multi-Speed Control - Voltage Monitoring: +12V, +5V, +3.3V, CPU Vcore
OS	- Microsoft® Windows® 7 / 7 64-bit / Vista™ / Vista™ 64-bit / XP / XP 64-bit compliant
Certifications	- FCC, CE, WHQL - EuP Ready (EuP ready power supply is required)
Accessories	- Quick Installation Guide, Support CD, I/O Shield - 2 x SATA Data Cables (Optional)

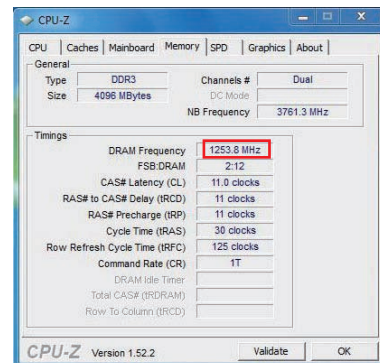
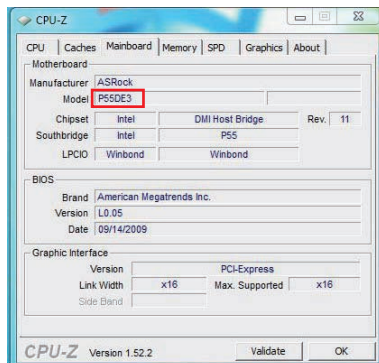
The specification is subject to change without notice. The brand and product names are trademarks of their respective companies. Any configuration other than original product specification is not guaranteed.

P55DE3



Intel® P55 Chipset

ASRock®
www.asrock.com


DDR3 2400+ support



Supports ATI™ CrossFireX™ and Quad CrossFireX™



EuP Ready Motherboard



EuP Ready Power Supply



EuP System

What is EuP?

EuP, stands for Energy Using Product, was a provision regulated by European Union to define the power consumption for the completed system. With the great quantity and the popularly using of the electrical products nowadays and the continuously increasing of the electrical products categories in the following 20 to 30 years, European Union decided to establish an effective strategy to solve the energy consumption problem. That is, according to EuP, the total AC power of the completed system shall be under 1.00W in off mode condition.

ASRock, Worldwide First EuP Ready Motherboard Manufacturer!

To meet EuP standard, the EuP ready motherboard and the EuP ready power supply are required. As a motherboard vendor with eco-awareness, ASRock is the pioneer to develop "EuP Ready" motherboards based on the great efforts of our exceptional hardware design.

P55DE3

Intel® P55 Chipset

ASRock®
www.asrock.com



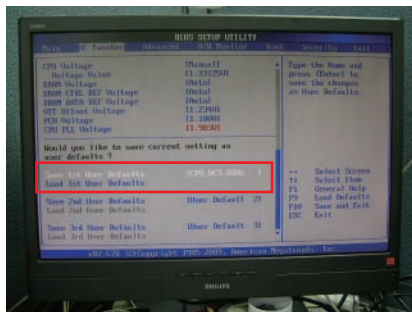
OC DNA

Save your OC settings as a profile and share with friends. Try OC DNA now!

OC DNA Instruction

Step 1

Save your BIOS OC settings as User Default in BIOS OC Tweaker menu. (For example: we name this User Default setting as "CPU_OC3.8GHz")



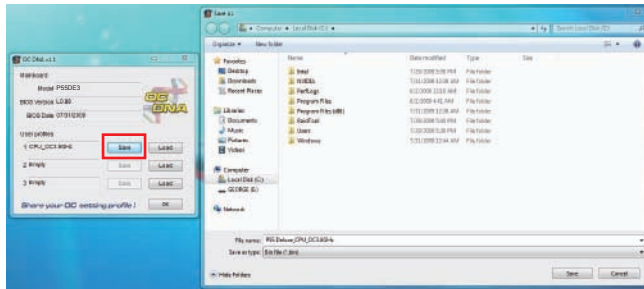
Step 2

Execute ASRock OC DNA under OS, you will find "CPU_OC3.8GHz" as User Profile 1.



Step 3

Press "Save" button to save the "CPU_OC3.8GHz" OC settings as a profile.



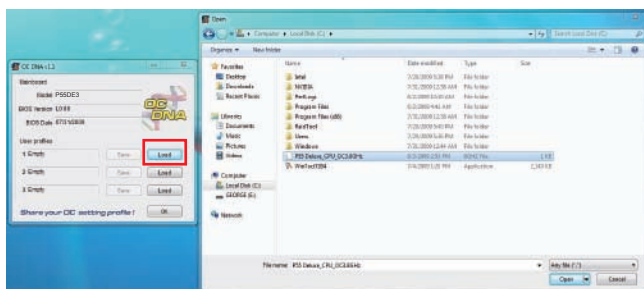
Step 4

Send the "CPU_OC3.8GHz" profile to other friends.



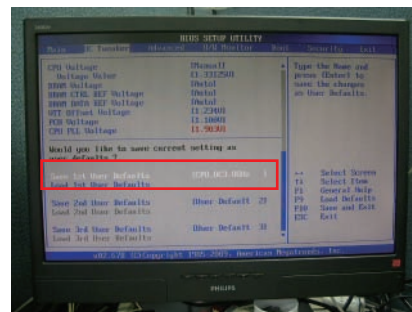
Step 5

When the friend receives your "CPU_OC3.8GHz" profile, he can press "Load" to load the "CPU_OC3.8GHz" profile in OC DNA.



Step 6

After that, the friend can enter into BIOS OC Tweaker menu to load the "CPU_OC3.8GHz" profile as his BIOS OC settings.



Now, you have successfully share your OC setting profile with your friends.

*The OC DNA works only when users use the same motherboard and BIOS version.

P55DE3

Intel® P55 Chipset

ASRock
www.asrock.com



C.C.O.

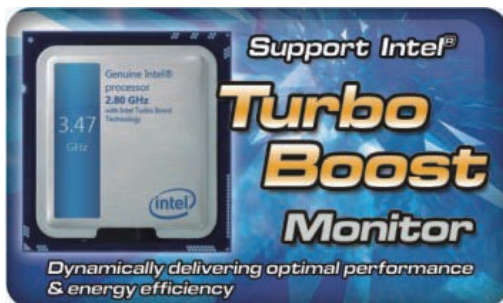
Combo Cooler Option

C.C.O. provides the flexible option to adopt two different CPU cooler types, Socket LGA 775* and LGA 1156**.

*C.C.O. may not be compatible with all Socket 775 CPU coolers.
**O is for Socket LGA 1156 CPU cooler.

Support Intel® Turbo Boost Monitor

Dynamically delivering optimal performance & energy efficiency.



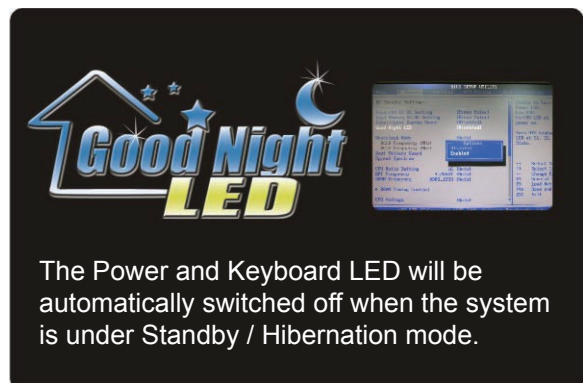
Idle



Working



Set your ideal fan speed by tuning the fan speed from level 1 to 10 in BIOS or OC Tuner.



The Power and Keyboard LED will be automatically switched off when the system is under Standby / Hibernation mode.

P55DE3

Intel® P55 Chipset

ASRock®
www.asrock.com

ASRock Instant Boot



ASRock Instant Boot is a new feature invented exclusively by ASRock. It can boot up system in an amazing speed, which is 10 times faster than traditional boot up. For home users or office PC users, ASRock Instant Boot can also guarantee a clean Windows OS, and consumed less power! For details: <http://www.asrock.com/feature/InstantBoot/index.asp>

- * This function is applicable ONLY to single user that does not secure ID and Password to their systems.
- * The boot up time depends on the hardware configuration.

10 Times Faster, Only 4 Secs to Boot Up to Windows!

ASRock YouTube

<http://tw.youtube.com/watch?v=BucljXZVxXo>



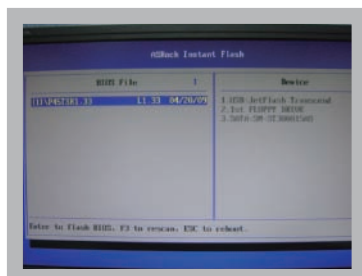
ASRock Instant Flash

ASRock Instant Flash is an exclusive and the most user-friendly BIOS flash utility developed by ASRock. It is embedded in Flash ROM which is used to update the system BIOS without having to enter operating systems like MS-DOS or Windows.



Features

Once executing ASRock Instant Flash, the utility will automatically detect all devices such as USB, hard disk or even floppy drive to find the exact BIOS for your system. Instead of giving you all BIOS in your devices, the Instant Flash just list BIOS versions that apply to your motherboard model only. For example, if you have many different BIOS of different motherboards saved in your devices, but you just need to flash your P45 motherboard, the Instant Flash will just list the P45 BIOS versions for you. This unique function allows you to easily select the suitable BIOS version instead of browsing through all data.



Instant Flash just list BIOS versions that apply to your motherboard model.

Simple!



Click and start Flashing!

Quick!